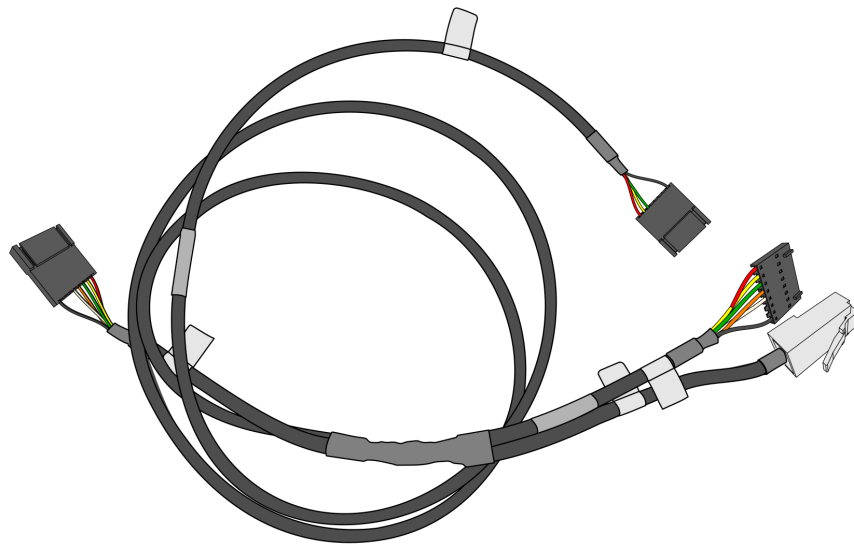


KIT INSTRUCTIONS

**NCR SelfServ™ 90 (7709)
MEI Tricolor and Trilight Cable**



7709-K901
Issue A



The product described in this book is a licensed product of NCR Corporation.

NCR is a registered trademark of NCR Corporation. NCR SelfServ™ is a trademark of NCR Corporation in the United States and/or other countries. Other product names mentioned in this publication may be trademarks or registered trademarks of their respective companies and are hereby acknowledged.

The terms HDMI and HDMI High-Definition Multimedia Interface, and the HDMI Logo are trademarks or registered trademarks of HDMI Licensing LLC in the United States and other countries.

Where creation of derivative works, modifications or copies of this NCR copyrighted documentation is permitted under the terms and conditions of an agreement you have with NCR, NCR's copyright notice must be included.

It is the policy of NCR Corporation (NCR) to improve products as new technology, components, software, and firmware become available. NCR, therefore, reserves the right to change specifications without prior notice.

All features, functions, and operations described herein may not be marketed by NCR in all parts of the world. In some instances, photographs are of equipment prototypes. Therefore, before using this document, consult with your NCR representative or NCR office for information that is applicable and current.

To maintain the quality of our publications, we need your comments on the accuracy, clarity, organization, and value of this book. Please use the link below to send your comments.

EMail: FD230036@ncr.com

Copyright © 2017
By NCR Corporation
Duluth, GA U.S.A.
All Rights Reserved

Revision Record

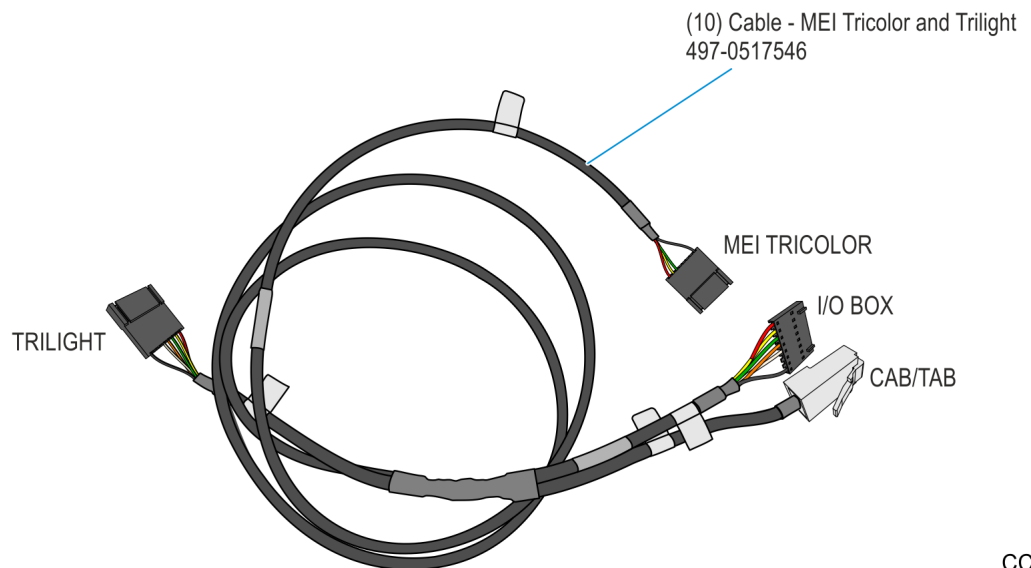
Issue	Date	Remarks
A	May 2017	First Issue

SS90 MEI Tricolor and Trilight Cable

Introduction


This kit provides ten MEI Tricolor and Trilight cables.

Kit Contents

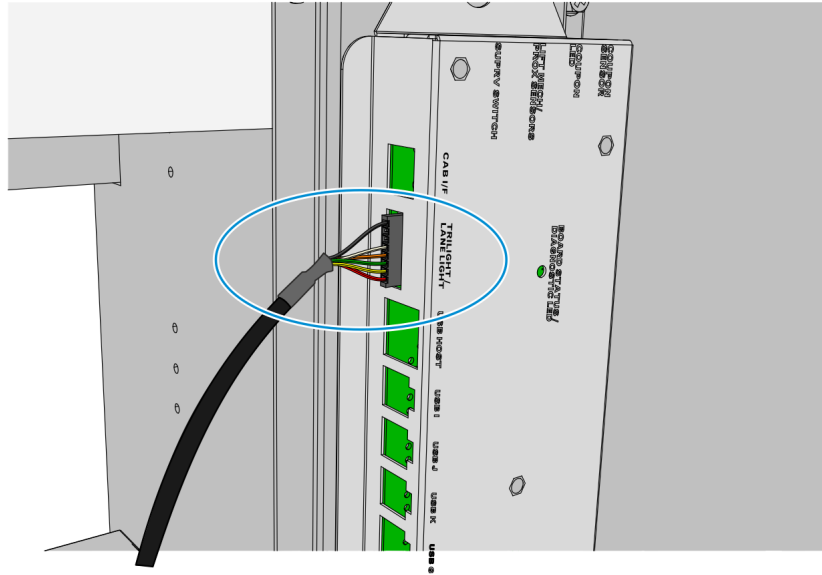


CCP-71627

Installation Procedure

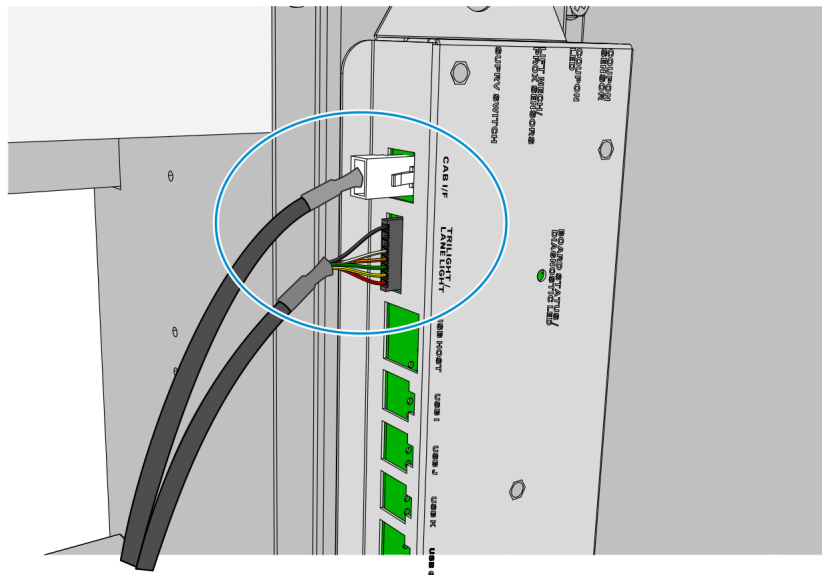
 **Warning:** Disconnect the AC power cord before disassembling the Terminal.

1. Access the I/O Box in the rear side of the Kiosk Pedestal and disconnect the R6 Tri-Light extension cable from the I/O Box port, TRILIGHT/LANELIGHT.



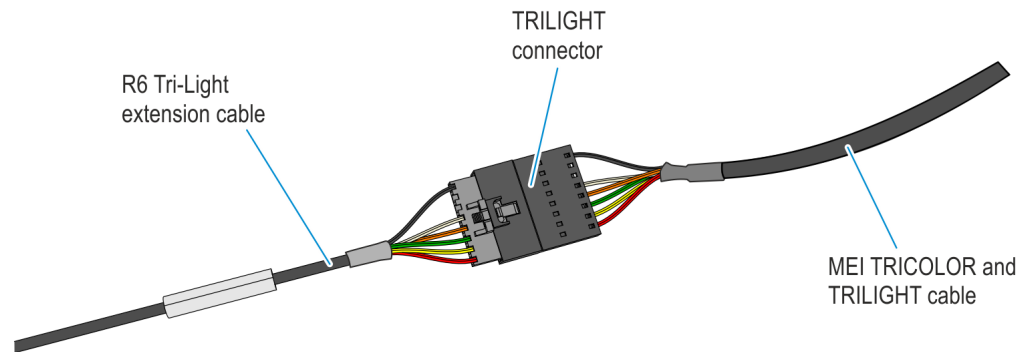
CCP-71628

2. Connect the MEI Tricolor and Trilight cable to the I/O Box.
 - Connect the CAB/TAB connector to the CAB I/F port.
 - Connect the I/O BOX connector to the TRILIGHT/LANELIGHT port.



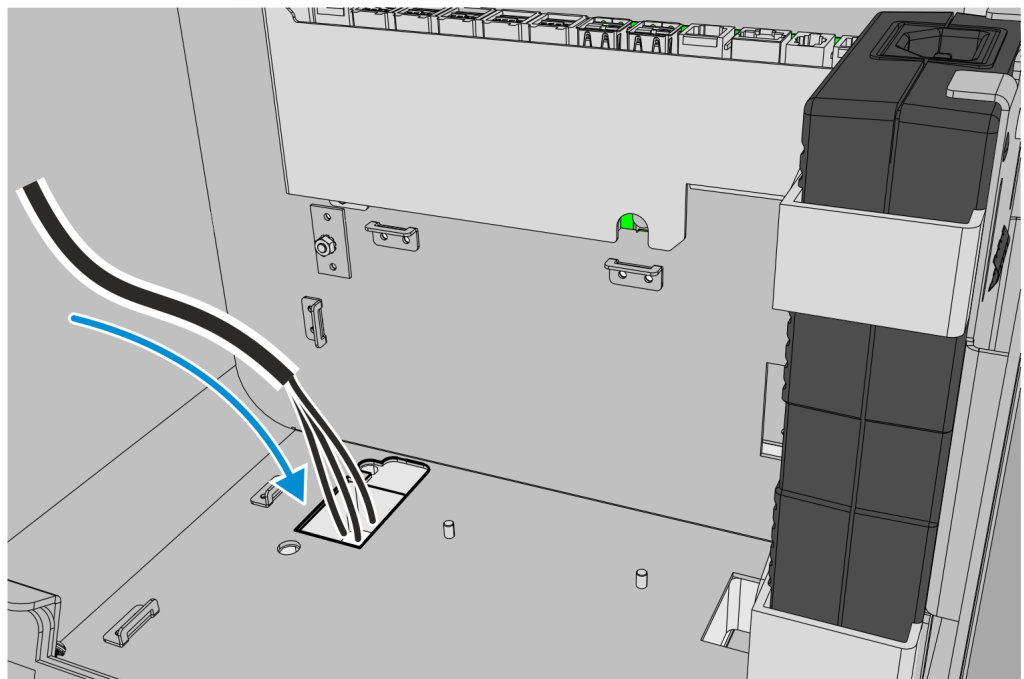
CCP-71629

3. Connect the TRILIGHT connector of the MEI Tricolor and Trilight cable to the R6 Tri-Light extension cable.



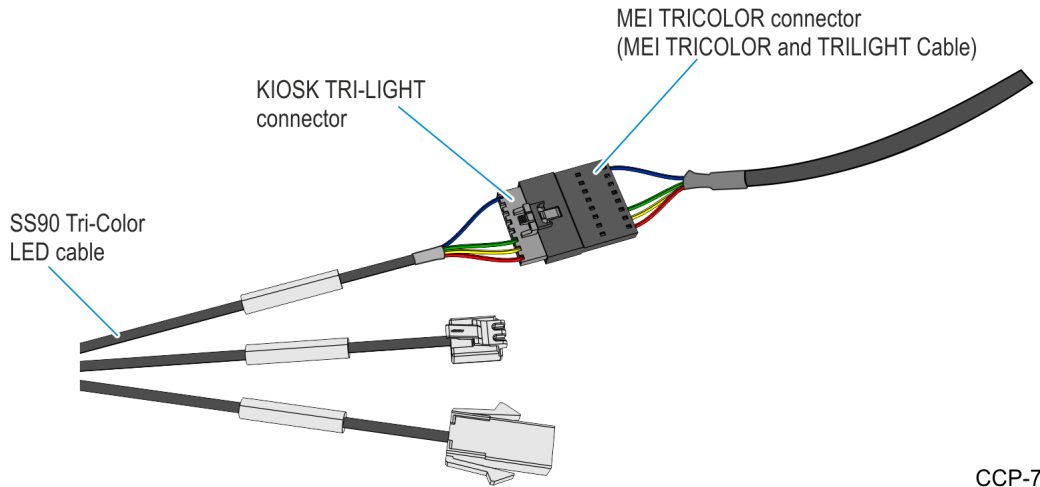
CCP-71631

4. From inside the SS90 Cabinet, route the SS90 Tri-Color LED cable down into the pedestal through the left-hand access hole.



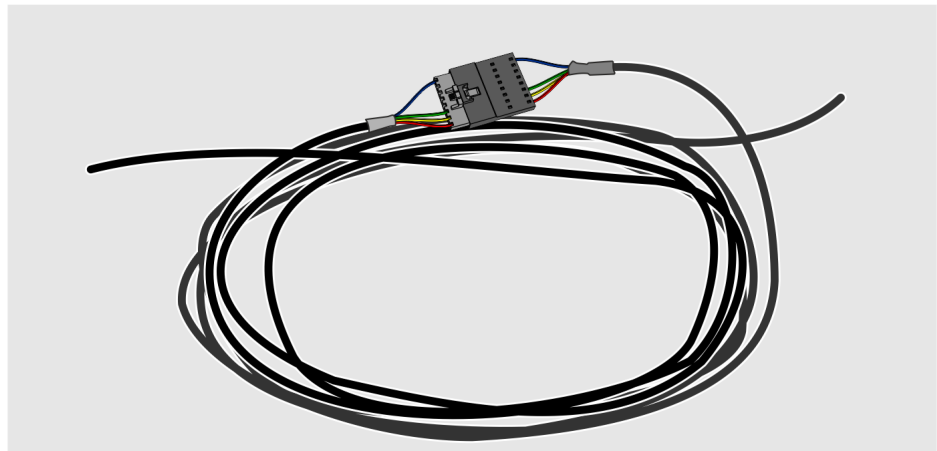
CCP-71633

5. Connect the SS90 Tri-Color LED cable to the MEI TRICOLOR connector of the MEI Tricolor and Trilight cable.



CCP-71630

6. Bundle and secure the excess cable length inside the pedestal.



CCP-71632